

Please contact Invacare EU Export Customer Services on :-  
**Tel : +33 2 47 62 69 80 ; Email : serviceclient\_export@invacare.com**  
 Or visit our website : www.invacare.eu.com



## Küschall Champion

Active manual scissor folding chair



**Description :**

- Aluminum frame with hydroformed tubes
- Personalization kit with premium decals
- Angle-adjustable backrest and folding seat with passive seat lock as standard
- Useful seat width up to 500 mm.
- Maximum user weight: 120 kg
- Full weight: from 9.2 kg.
- Transport weight: from 6.7 kg.
- Warranty: 2 years excluding wearing parts



Date :

Purchase Order :

Customer Code :

Distributor Stamp:

Discover our new tool to help calculate overall dimensions and find the visual configurator to make your configuration!

ALL FRAME COLORS & DECALS/STYLINGS FOR FREE UNTIL END OF JUNE!

We reserve the right to deliver a + or - tolerance of +/- 10 mm on all measurements We reserve the right to make technical changes without notice

Please make your selection with a cross in the box

◆ Standard feature

○ Free of charge option

CODE	DESIGNATION	NC : Non Compatible NC : 9999 = not compatible with the reference 9999	Euros
DHA0031	<input type="checkbox"/> küschall® Champion®		
<b>SPECIAL CONSTRUCTION</b>			
DHA0000	<input type="checkbox"/> Myküschall special construction		On Request
<b>POSITIONING PACKAGE</b>			
DHA0220	<input type="checkbox"/> Posture And Pressure Relief Package <b>Libra/MX2</b> Include : <input type="checkbox"/> <b>Matrx Libra Cushion</b> (DHA2720) <input type="checkbox"/> <b>Matrx MX2 Backrest</b> (DHA2300 To DHA2315) <input type="checkbox"/> <b>Bodypoint Evoflex Belt</b> (Dha7810 To DHA7830)	NC : SW 360 mm only possible with SD 400/420 mm NC 1350, 1405, 1415, 1425, 7230	1222,23
DHA0230	<input type="checkbox"/> Posture And Pressure Relief Package <b>Libra/Elite E2</b> Include : <input type="checkbox"/> <b>Matrx Libra Cushion</b> (DHA2720) <input type="checkbox"/> <b>Matrx Elite/Elite Deep E2 Backrest</b> (DHA2320-Dha2350) <input type="checkbox"/> <b>Bodypoint Evoflex Belt</b> (DHA7810 To DHA7830)	NC : SW 360 mm only possible with SD 400/420 mm NC 1350, 1405, 1415, 1425, 7230	910,24
<b>SEATING CHOICE</b>			
<b>FRAME</b>			
DHA1150	<input type="checkbox"/> Frame Angle 75° Aluminium	NC : 1350	◆
DHA1160	<input type="checkbox"/> Frame Angle 90° Aluminium	NC : 1350	217,06
DHA1170	<input type="checkbox"/> Frame Angle 75° Aluminium - Tapered Front Frame	NC : 1250, 1320, 1325, 7010	○
DHA1180	<input type="checkbox"/> Frame Angle 90° Aluminium - Tapered Front Frame	NC : 1250, 1320, 1325, 7010	217,06
<b>FRAME OPTION</b>			
DHA1250	<input type="checkbox"/> <b>Champion SK Option</b> : Folding Front Frame - Only With Non Tapered Frame	NC : 1350, 1924 to 1934, 4190, 8700	618,01

Save 15% by selecting this PACK, i.e. €277,55

Save 10% by selecting this PACK, i.e. €106,70

SEAT WIDTH (SW)							
DHA1320	<input type="checkbox"/>	360 mm		NC : 2364, 2366, 2368, 2370, 2372, 2710, 2742, 2744, 2746, 2748, 7000		○	
DHA1325	<input type="checkbox"/>	380 mm		NC : 2366, 2368, 2370, 2372, 2742, 2744, 7000		○	
DHA1330	<input type="checkbox"/>	400 mm		NC : 2360, 2366, 2368, 2370, 2372, 2744		○	
DHA1335	<input type="checkbox"/>	420 mm		NC : 2360, 2362, 2368, 2370, 2372		○	
DHA1340	<input type="checkbox"/>	440 mm		NC : 2360, 2362, 2364, 2370, 2372 2740, 2742		○	
DHA1345	<input type="checkbox"/>	460 mm		NC : 2360, 2362, 2364, 2370, 2372 2740, 2742, 2744		○	
DHA1350	<input type="checkbox"/>	480 mm (only with tapered frame)		NC : 2300, 2305, 2310, 2315, 2345, 2360, 2362, 2364, 2366, 2740, 2742, 2744		○	
SEAT DEPTH (SD)							
DHA1405	<input type="checkbox"/>	340 mm		NC : 2710, 2720, 2740, 2742, 2744, 2746, 2748, 2860, 7810, 7820, 7830		○	
DHA1415	<input type="checkbox"/>	360 mm		NC : 2710, 2720, 2742, 2744, 2746, 2748, 2860, 7810, 7820, 7830		○	
DHA1425	<input type="checkbox"/>	380 mm		NC : 2720, 2744		○	
DHA1435	<input type="checkbox"/>	400 mm		NC : 2744		◆	
DHA1445	<input type="checkbox"/>	420 mm				○	
DHA1460	<input type="checkbox"/>	440 mm		NC : 2740, 2742		○	
DHA1470	<input type="checkbox"/>	460 mm		NC : 2740, 2742, 2744		○	
DHA1480	<input type="checkbox"/>	480 mm		NC : 2710, 2740, 2742, 2744, 2746, 2748		○	
BACK HEIGHT (BH)							
DHA1600	<input type="checkbox"/>	Backrest height according to chosen Matrix backrest			NC : 2200, 2220, 2230		○
DHA1615	<input type="checkbox"/>	300 mm	DHA1620	<input type="checkbox"/>	315 mm	NC : 2200, 2240, 2400	○
DHA1625	<input type="checkbox"/>	330 mm	DHA1630	<input type="checkbox"/>	345 mm	NC : 2240	○
DHA1635	<input type="checkbox"/>	360 mm			NC : 2240		○
DHA1640	<input type="checkbox"/>	375 mm			NC : 2240		◆
DHA1645	<input type="checkbox"/>	390 mm			NC : 2240		○
DHA1650	<input type="checkbox"/>	405 mm			NC : 2240		○
DHA1655	<input type="checkbox"/>	420 mm	DHA1660	<input type="checkbox"/>	435 mm	NC : 2240	○
DHA1665	<input type="checkbox"/>	450 mm	DHA1670	<input type="checkbox"/>	465 mm	NC : 2240	○
FRONT SEAT-TO-FLOOR-HEIGHT (FSTF) - see table 1 and 2							
DHA1740	<input type="checkbox"/>	450 mm		NC : 1946 to 1960		○	
DHA1745	<input type="checkbox"/>	460 mm		NC : 1948 to 1960		○	
DHA1750	<input type="checkbox"/>	470 mm		NC : 1950 to 1960		○	
DHA1755	<input type="checkbox"/>	480 mm		NC : 1952 to 1960		○	
DHA1760	<input type="checkbox"/>	490 mm		NC : 1954 to 1960		○	
DHA1765	<input type="checkbox"/>	500 mm		NC : 1956 to 1960		◆	
DHA1770	<input type="checkbox"/>	510 mm		NC : 1958, 1960		○	
DHA1775	<input type="checkbox"/>	520 mm		NC : 1960		○	
DHA1780	<input type="checkbox"/>	530 mm		NC : roues de 3"		○	
DHA1785	<input type="checkbox"/>	540 mm		NC : roues de 3" et 4"		○	
REAR SEAT-TO-FLOOR HEIGHT (RSTF)							
- SELECT 75° FRAME IF 0 < FSTF - RSTF < 70MM; SELECT 90° FRAME IF 30 < FSTF - RSTF < 100MM							
DHA1815	<input type="checkbox"/>	390 mm	DHA1820	<input type="checkbox"/>	400 mm	NC : 6420, 6430	○
DHA1825	<input type="checkbox"/>	410 mm	DHA1830	<input type="checkbox"/>	420 mm	NC : 6430	○
DHA1835	<input type="checkbox"/>	430 mm					◆
DHA1840	<input type="checkbox"/>	440 mm					○
DHA1845	<input type="checkbox"/>	450 mm	DHA1850	<input type="checkbox"/>	460 mm		○
DHA1855	<input type="checkbox"/>	470 mm	DHA1860	<input type="checkbox"/>	480 mm	NC : 6410	○

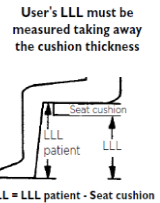


For any chair renewal, we advise you to completely redo the measurement. A change in chair generation involves changes in dimensions as well as changes in the positioning of the user.



**RSTF / Rear Wheel Size**  
 24" : 390 - 460 mm  
 25" : 410 - 480 mm  
 26" : 430 - 480 mm

LOWER LEG LENGTH (LLL)						
- SELECT 75° FRAME IF LLL ≤ FSTF- 30 MM ; SELECT 90° FRAME IF LLL ≤ FSTF- 40 MM						
DHA1924	<input type="checkbox"/>	320 mm	DHA1926	<input type="checkbox"/>	330 mm	NC : 1250
DHA1928	<input type="checkbox"/>	340 mm	DHA1930	<input type="checkbox"/>	350 mm	NC : 1250
DHA1932	<input type="checkbox"/>	360 mm	DHA1934	<input type="checkbox"/>	370 mm	NC : 1250
DHA1936	<input type="checkbox"/>	380 mm			WITH SK OPTION (DHA1250) ONLY IN COMBINATION WITH SD ≥ 400MM	○
DHA1938	<input type="checkbox"/>	390 mm			WITH SK OPTION (DHA1250) ONLY IN COMBINATION WITH SD ≥ 380MM	○
DHA1940	<input type="checkbox"/>	400 mm	DHA1942	<input type="checkbox"/>	410 mm	○
DHA1944	<input type="checkbox"/>	420 mm				○
DHA1946	<input type="checkbox"/>	430 mm				◆
DHA1948	<input type="checkbox"/>	440 mm	DHA1950	<input type="checkbox"/>	450 mm	○
DHA1952	<input type="checkbox"/>	460 mm	DHA1954	<input type="checkbox"/>	470 mm	○
DHA1956	<input type="checkbox"/>	480 mm	DHA1958	<input type="checkbox"/>	490 mm	○
DHA1960	<input type="checkbox"/>	500 mm				○
BACKREST						
DHA2140	<input type="checkbox"/>	Angle Adjustable, Forward Folding Backrest With Soft Locking - Backrest Remains In Position During Transfer				◆
BACK UPHOLSTERY						
DHA2200	<input type="checkbox"/>	Standard Light Upholstered			NC : BH < 330 mm, 2300 to 2357, 2430	◆
DHA2220	<input type="checkbox"/>	Tension Adjustable Premium Black Back Upholstery With Loop Bands			NC : 2300 to 2357	77,73
DHA2230	<input type="checkbox"/>	Aero Back Tension Adjustable			NC : 2300 to 2357	258,77
DHA2240	<input type="checkbox"/>	Without Backrest Upholstery - Mandatory If Ordering Positioning Backrests Like Matrx			NC : 2430	○
MATRX BACKRESTS						
DHA2300	<input type="checkbox"/>	<i>Matrx MX2, Height 150 mm With Quick Release Hardware</i>			NC : 2370, 2372, 3480	927,01
DHA2305	<input type="checkbox"/>	<i>Matrx MX2, Height 230 mm With Quick Release Hardware</i>			NC : 2370, 2372, 3480	927,01
DHA2310	<input type="checkbox"/>	<i>Matrx MX2, Height 305 mm With Quick Release Hardware</i>			NC : 2370, 2372, 3480	927,01
DHA2315	<input type="checkbox"/>	<i>Matrx MX2, Height 405 mm With Quick Release Hardware</i>			NC : 2370, 2372, 3480	927,01
DHA2316	<input type="checkbox"/>	<i>Elite Deep E2, Height 160 mm With Mini-Set Mounting Hardware</i>			NC : 3480	500,47
DHA2317	<input type="checkbox"/>	<i>Elite Deep E2, Height 210 mm With Mini-Set Mounting Hardware</i>			NC : 3480	500,47
DHA2318	<input type="checkbox"/>	<i>Elite Deep E2, Height 260 mm With Mini-Set Mounting Hardware</i>			NC : 3480	500,47
DHA2320	<input type="checkbox"/>	<i>Elite Deep E2, Height 310 mm With Mini-Set Mounting Hardware</i>			NC : 3480	500,47
DHA2322	<input type="checkbox"/>	<i>Elite Deep E2, Height 360 mm With Mini-Set Mounting Hardware</i>			NC : 3480	500,47
DHA2325	<input type="checkbox"/>	<i>Elite Deep E2, Height 410 mm With Mini-Set Mounting Hardware</i>			NC : 3480	500,47
DHA2330	<input type="checkbox"/>	<i>Elite Deep E2, Height 460 mm With Easy-Set Mounting Hardware</i>			NC : 3480	500,47
DHA2331	<input type="checkbox"/>	<i>Elite Deep E2, Height 510 mm With Easy-Set Mounting Hardware</i>			NC : 3480	500,47
DHA2332	<input type="checkbox"/>	<i>Elite E2, Height 160 mm With Mini-Set Mounting Hardware</i>			NC : 3480	500,47
DHA2334	<input type="checkbox"/>	<i>Elite E2, Height 210 mm With Mini-Set Mounting Hardware</i>			NC : 3480	500,47
DHA2335	<input type="checkbox"/>	<i>Elite E2, Height 260 mm With Mini-Set Mounting Hardware</i>			NC : 3480	500,47
DHA2340	<input type="checkbox"/>	<i>Elite E2, Height 310 mm With Mini-Set Mounting Hardware</i>			NC : 3480	500,47
DHA2345	<input type="checkbox"/>	<i>Elite E2, Height 360 mm With Mini-Set Mounting Hardware</i>			NC : 3480	500,47
DHA2350	<input type="checkbox"/>	<i>Elite E2, Height 410 mm With Mini-Set Mounting Hardware</i>			NC : 3480	500,47
DHA2355	<input type="checkbox"/>	<i>Elite E2, Height 460 mm With Easy-Set Mounting Hardware</i>			NC : 3480	500,47
DHA2357	<input type="checkbox"/>	<i>Elite E2, Height 510 mm With Easy-Set Mounting Hardware</i>			NC : 3480	500,47



2300, 2305, 2310, 2315

**MX2: only 140g more than a tension-adjustable backrest!**



2316 to 2331

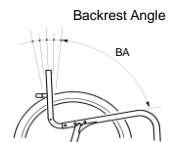


2332 to 2357

MATRIX BACKRESTS WIDTH CHOICE					
DHA2360	<input type="checkbox"/>	360 mm - Indicative Bust Width 265 mm			○
DHA2362	<input type="checkbox"/>	380 mm - Indicative Bust Width 290 mm			○
DHA2364	<input type="checkbox"/>	410 mm - Indicative Bust Width 315 mm			○
DHA2366	<input type="checkbox"/>	430 mm - Indicative Bust Width 340 mm			○
DHA2368	<input type="checkbox"/>	460 mm - Indicative Bust Width 370 mm			○
DHA2370	<input type="checkbox"/>	480 mm - Indicative Bust Width 390 mm			○
DHA2372	<input type="checkbox"/>	510 mm - Indicative Bust Width 420 mm			○
<b>PUSH HANDLES</b>					
DHA2400	<input type="checkbox"/>	Without Push Handles		NC : BH < 330 mm	○
DHA2410	<input type="checkbox"/>	Push Handles Fixed, Mini			○
DHA2420	<input type="checkbox"/>	Push Handles Fixed, Long			◆
DHA2430	<input type="checkbox"/>	Height Adjustable, Rear Set		NC : 3480	212,32
DHA2440	<input type="checkbox"/>	Height Adjustable, Integrated			254,03
DHA2450	<input type="checkbox"/>	Foldable Push Handles			213,27
<b>BACKREST ANGLE (BA)</b>					
DHA2510	<input type="checkbox"/>	76°	DHA2570	<input type="checkbox"/>	89,5°
DHA2530	<input type="checkbox"/>	80,5°	DHA2590	<input type="checkbox"/>	94°
DHA2550	<input type="checkbox"/>	85°			◆
<b>SEAT UPHOLSTERY</b>					
DHA2600	<input type="checkbox"/>	STANDARD - CENTRAL LOOP BAND			◆
<b>CUSHION &amp; CUSHION OPTIONS</b>					
<b>Cushions</b>					
DHA2700	<input type="checkbox"/>	STANDARD SEAT CUSHION, 60 MM DOUBLE FOAM WITH VISCO TOP		NC : 2810, 2820, 2830, 2840, 2850	101,42
DHA2710	<input type="checkbox"/>	FLO-TECH LITE		NC : 2810, 2820, 2830, 2840, 2850	118,48
DHA2720	<input type="checkbox"/>	MATRIX LIBRA CUSHION, BLACK SMOOTH COVER - NOT POSSIBLE WITH SD < 400 MM ; SW 360 MM ONLY POSSIBLE WITH SD 400/420 MM		NC: Depth < to 400 mm, width 360 mm possible only with depth 400 and 420 mm	293,84
DHA2740	<input type="checkbox"/>	CLASSIC VISCO CUSHION 375 X 400 MM - ONLY FOR USERS WEIGHTING UP TO 50 KG		NC : 2810, 2820, 2830, 2840, 2850	76,78
DHA2742	<input type="checkbox"/>	CLASSIC VISCO CUSHION 405 X 400 MM - ONLY FOR USERS WEIGHTING UP TO 100 KG		NC : 2810, 2820, 2830, 2840, 2850	65,40
DHA2744	<input type="checkbox"/>	CLASSIC VISCO CUSHION 430 X 430 MM - ONLY FOR USERS WEIGHTING UP TO 100 KG		NC : 2810, 2820, 2830, 2840, 2850	65,40
DHA2746	<input type="checkbox"/>	CLASSIC VISCO CUSHION 455 X 400 MM - ONLY FOR USERS WEIGHTING UP TO 100 KG		NC : 2810, 2820, 2830, 2840, 2850	76,78
DHA2748	<input type="checkbox"/>	CONTOUR VISCO NG CUSHION		NC : 2810, 2820, 2830, 2840, 2850	76,78



2450



2600



2700



2710



2720



2740 / 2742  
2744 / 2746

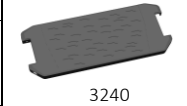



2748



2800


SEAT OPTION			
DHA2800	<input type="checkbox"/>	Seat Bag, Click In And Removable, Includes The Fixation Clips (7010)	81,52
<b>MATRX LIBRA CUSHION ACCESSORIES</b>			
DHA2810	<input type="checkbox"/>	Fluid Supplement Sac (Pair)	91,00
DHA2820	<input type="checkbox"/>	Tapered Wedge Pair	41,71
DHA2830	<input type="checkbox"/>	Abductor	47,39
DHA2840	<input type="checkbox"/>	Lateral Side Wedge	41,71
DHA2850	<input type="checkbox"/>	Anterior Front Wedge	54,98
<b>SEAT RIGIDIZER</b>			
DHA2860	<input type="checkbox"/>	Seat Rigidizer	56,87
<b>FOOTREST</b>			
Footplate / SW : Straight frame: High mounted footplate not possible for SW 360 mm Tapered frame: High mounted footplate not possible for SW 360 mm - 400 mm			
DHA3240	<input type="checkbox"/>	Flip-Up Footplate, Angle Adjustable, Set To The Front	◆
<b>CALF STRAP</b>			
DHA3320	<input type="checkbox"/>	MOUNTED ON SUPPORTER	○
DHA3330	<input type="checkbox"/>	MOUNTED ON FRAME	◆
<b>SIDE GUARDS</b>			
<b>SIDE GUARDS / CLOTHES GUARDS</b>			
DHA3420	<input type="checkbox"/>	Carbon Clothes Guards, Flip Back	◆
DHA3430	<input type="checkbox"/>	Carbon Mudguards, Fixed	NC : 3490 223,70
DHA3440	<input type="checkbox"/>	Carbon Mudguards, Removable	NC : 3490 336,49
<b>ARMREST</b>			
DHA3480	<input type="checkbox"/>	Tubular Armrest, Non-Locking, Height Adjustable, Removable, Swing-Away, Comfort Padded	264,45
DHA3490	<input type="checkbox"/>	Siderest, Height Adjustable, Short Armpad (T-Arm), Non-Locking	253,08
<b>COLOUR OFFERING &amp; CUSTOMIZATION</b>			
<b>COLOUR OFFERING &amp; CUSTOMIZATION</b>			
DHA4000	<input type="checkbox"/>	Space Black (Ral 9005)	○
DHA4010	<input type="checkbox"/>	Anthracite Grey (Ral 7016)	○
DHA4020	<input type="checkbox"/>	Pure White (Ral 9016)	○
DHA4030	<input type="checkbox"/>	Carmine Red (Ral 3002)	○
DHA4040	<input type="checkbox"/>	Azure Blue (Ral 5017)	○
DHA4060	<input type="checkbox"/>	Flashy Yellow (Ral 1016)	FOR FREE!
DHA4070	<input type="checkbox"/>	Atomic Violet - Specific Color Mix, No Ral Definition	
DHA4100	<input type="checkbox"/>	Black Glossy (Ral 9005)	
DHA4130	<input type="checkbox"/>	Silver Grey (Ral 9006)	
DHA4140	<input type="checkbox"/>	Royal Blue - Specific Color Mix, No Ral Definition	
DHA4150	<input type="checkbox"/>	Ruby Red (Ral 3003)	
DHA4170	<input type="checkbox"/>	Dynamite Orange - Specific Color Mix, No Ral Definition	
DHA4180	<input type="checkbox"/>	Forest Green (Ral 6029)	
DHA4050	<input type="checkbox"/>	SPECIAL FRAME COLOUR, ON DEMAND ONLY -Manufacturing time + 10 days: for a color already offered on the other ranges of Invacare manual wheelchairs. WHERE - Manufacturing time + 15 days: for any other request (subject to feasibility) - specify RAL number	473,00
<b>STYLING</b>			
DHA4190	<input type="checkbox"/>	<b>Bold</b>	NC : 4300, 4310
DHA4195	<input type="checkbox"/>	<b>Tag</b>	NC : 4200 to 4250
<b>BOLD COLOUR</b>			
DHA4200	<input type="checkbox"/>	BLACK	○
DHA4210	<input type="checkbox"/>	DARK GREY	○
DHA4220	<input type="checkbox"/>	LIGHT GREY	○
DHA4230	<input type="checkbox"/>	RED	○
DHA4240	<input type="checkbox"/>	BLUE	○
DHA4250	<input type="checkbox"/>	GOLD	○
<b>TAG COLOUR</b>			
DHA4300	<input type="checkbox"/>	BLACK	○
DHA4310	<input type="checkbox"/>	RED	○



EXTRA LEAD TIME +10 DAYS


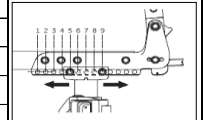











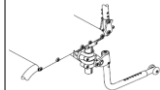

TAG



BOLD

FRONT WHEEL				
DHA5000	<input type="checkbox"/>	3" SUPERSPORT		○
DHA5050	<input type="checkbox"/>	4" EVERYDAY WHEEL WITH BLACK TYRE		○
DHA5100	<input type="checkbox"/>	4" COMFORT WHEEL WITH BLACK TYRE		○
DHA5150	<input type="checkbox"/>	4" STAREC BLACK HUB, BLACK TYRE		75,83
DHA5150	<input type="checkbox"/>	4" FROGLEGS FRONT WHEEL WITH BLACK HUB, BLACK TYRE		121,33
DHA5250	<input type="checkbox"/>	4" FROGLEGS FRONT WHEEL WITH SILVER HUB, BLACK TYRE		121,33
DHA5300	<input type="checkbox"/>	5" EVERYDAY WITH BLACK TYRE		○
DHA5350	<input type="checkbox"/>	5" COMFORT WHEEL WITH BLACK TYRE		◆
DHA5400	<input type="checkbox"/>	5" STAREC BLACK HUB, BLACK TYRE		103,32
DHA5450	<input type="checkbox"/>	5" FROGLEGS FRONT WHEEL WITH BLACK HUB, BLACK TYRE		147,87
DHA5500	<input type="checkbox"/>	5" FROGLEGS FRONT WHEEL WITH SILVER HUB, BLACK TYRE		147,87
REAR WHEEL POSITION				
DHA6100	<input type="checkbox"/>	1ST FROM FRONT		○
DHA6110	<input type="checkbox"/>	2ND FROM FRONT		○
DHA6120	<input type="checkbox"/>	3RD FROM FRONT		○
DHA6130	<input type="checkbox"/>	4TH FROM FRONT		○
DHA6140	<input type="checkbox"/>	5TH FROM FRONT		○
DHA6150	<input type="checkbox"/>	6TH FROM FRONT		○
DHA6160	<input type="checkbox"/>	7TH FROM FRONT		○
DHA6170	<input type="checkbox"/>	8TH FROM FRONT		○
DHA6180	<input type="checkbox"/>	9TH FROM FRONT		○
QUAD QUICK RELEASE AXLE				
DHA6300	<input type="checkbox"/>	TETRA-CLIP	NC : 6550, 6950	143,13
REAR WHEEL SIZE				
DHA6410	<input type="checkbox"/>	24"		◆
DHA6420	<input type="checkbox"/>	25"	NC : 6500, 6510, 6600, 6630, 6660, 6700, 6710, 6720, 6760, 6770, 6900, 6910, 6950	○
DHA6430	<input type="checkbox"/>	26"	NC : 6500, 6520, 6550, 6600, 6630, 6660, 6720, 6740, 6750, 6760, 6770, 6950	517,54
REAR WHEEL TYPE				
DHA6500	<input type="checkbox"/>	24" ACTIVE WHEELS (BLACK RIM, HUB AND RADIAL SPOKING INCL. ALU HANDRIMS & LIGTH TYRE GREY)	24" NC : All Handrims, 6900, 6910	◆
DHA6510	<input type="checkbox"/>	KUSCHALL STAREC HUB (BLACK RIM AND HUB, BLACK CROSS SPOKING INCL. ALU HANDRIMS & LIGTH TYRE GREY)	24", 26"	○
DHA6520	<input type="checkbox"/>	HIGH PERFORMANCE (BLACK RIM, BLACK STAREC HUB, BLACK CROSS SPOKING INCL. ALU HANDRIMS & LIGTH TYRE GREY)	24", 25" NC : 6660	532,70
DHA6550	<input type="checkbox"/>	SPINERGY LXX (BLACK RIM, HUB AND RADIAL SPOKING INCL. ALU HANDRIMS & LIGTH TYRE GREY)	24", 25" NC : 6660, 6910	771,56
REAR WHEEL TYRE				
DHA6600	<input type="checkbox"/>	MAXXIS LITE GUARD BLACK TYRE (puncture protection)	24"	◆
DHA6625	<input type="checkbox"/>	MAXXIS ALPHA PROTECT BLACK TYRE (puncture protection)	24"	72,04
DHA6630	<input type="checkbox"/>	MBL SPEEDLITE (puncture protection)	24"	72,04
DHA6660	<input type="checkbox"/>	SOLID TYRE BLACK	24" NC : 7230	72,04



HANDRIM					
DHA6700	<input type="checkbox"/>	ANTI-SLIP DIST. 3 CM ADJUSTABLE 4CM	24", 26"	142,18	
DHA6710	<input type="checkbox"/>	STEEL, DIST. 3 CM ADJUSTABLE 4CM	24", 26"	113,74	6700 6710
DHA6720	<input type="checkbox"/>	TITANIUM, DIST. 3 CM ADJUSTABLE 4CM	24"	277,73	 6720
DHA6740	<input type="checkbox"/>	CARBOLIFE GEKKO, WITH ANTI-SLIP DIST. 3 CM ADJUSTABLE 4CM	24", 25"	373,46	 6740
DHA6750	<input type="checkbox"/>	CARBOLIFE GEKKO S, WITH ANTI-SLIP DIST. 3 CM ADJUSTABLE 4CM	24", 25"	373,46	
DHA6760	<input type="checkbox"/>	CARBOLIFE CURVE L WITH ERGONOMIC PROFILE DIST. 3 CM ADJUSTABLE 4CM	24"	282,46	
DHA6770	<input type="checkbox"/>	CARBOLIFE QUADRO, WITH ERGONOMIC PROFILE DIST. 3 CM ADJUSTABLE 4CM	24"	373,46	6790 6760
DHA6780	<input type="checkbox"/>	LIGHT ALU, GREY, DIST. 3 CM ADJUSTABLE 4CM	24", 25", 26"	◆	
DHA6790	<input type="checkbox"/>	LIGHT ALU, BLACK, DIST. 3 CM ADJUSTABLE 4CM	24", 25", 26"	○	
REAR WHEEL CAMBER					
DHA6820	<input type="checkbox"/>	0°		◆	
DHA6830	<input type="checkbox"/>	1°		○	
DHA6840	<input type="checkbox"/>	3°	NC : 7230	○	
SPOKE GUARDS					
DHA6900	<input type="checkbox"/>	Transparent	24", 26"	200,95	
DHA6910	<input type="checkbox"/>	Black	24", 26"	200,95	
ALBER ADDS ON KIT					
DHA6950	<input type="checkbox"/>	E-MOTION & TWION ADAPTATION PLATE 2 ALBER ANTITIPPERS INCLUDED	Only with 24" wheels NC : 7500, 7510, 7520, 8200	579,15	
<i>Tip : for perfect compatibility of the brakes with the manual wheels, we advise you to equip them with the same coating as the motorized wheels.</i>					
FIXATION CLIPS					
DHA7000	<input type="checkbox"/>	FIXATION STRAP		○	
DHA7010	<input type="checkbox"/>	FIXATION CLIP - HOLDS FRAME TOGETHER IN FOLDED POSITION		◆	7010
UNFOLDING HELP					
DHA7100	<input type="checkbox"/>	UNFOLDING HELP - TO OPEN FOLDING MECHANISM FROM FRONT		◆	
BRAKES					
DHA7200	<input type="checkbox"/>	PULL BRAKES		○	
DHA7210	<input type="checkbox"/>	STANDARD BRAKES, LEVER BENT		◆	
DHA7220	<input type="checkbox"/>	STANDARD BRAKES, LEVER STRAIGHT		○	 7210 7230
DHA7230	<input type="checkbox"/>	PERFORMANCE BRAKES	NC : 7300, 7810, 7820, 7830	76,78	
DHA7250	<input type="checkbox"/>	ACTIVE BRAKES		145,02	 7250
BRAKE EXTENSION LEVER					
DHA7300	<input type="checkbox"/>	FOR STRAIGHT LEVER BRAKES		76,78	
SAFETY OPTIONS					
<i>Assembly of a maximum of 2 elements per side from the following list: anti-tippers, tipping tubes, cane holder or transit wheels</i>					
ANTI-TIPPER					
DHA7500	<input type="checkbox"/>	ANTI-TIPPER RIGHT	NC : 8300	131,75	
DHA7510	<input type="checkbox"/>	ANTI-TIPPER LEFT	NC : 8300	131,75	
DHA7520	<input type="checkbox"/>	ANTI-TIPPER BOTH SIDES		263,51	
BELTS					
DHA7800	<input type="checkbox"/>	STANDARD BELT - PLASTIC BUCKLE		42,65	
DHA7810	<input type="checkbox"/>	BODYPOINT POSTURE BELT EVOFLEX 2 POINTS, SMALL, FLAT-MOUNT WITH PUSH BUTTON		217,06	
DHA7820	<input type="checkbox"/>	BODYPOINT POSTURE BELT EVOFLEX 2 POINTS, MEDIUM, FLAT-MOUNT WITH REHAB LATCH		217,06	
DHA7830	<input type="checkbox"/>	BODYPOINT POSTURE BELT EVOFLEX, 2 POINTS, LARGE, FLAT-MOUNT WITH REHAB LATCH		217,06	
PASSIVE LIGHTS					
DHA7900	<input type="checkbox"/>	PASSIVE LIGHTS ASSEMBLED (MOUNTED ON SPOKES)		22,75	7810 / 7820 / 7830

**ATTENDANT OPTIONS**

FRAME PROTECTION			
DHA8010	<input type="checkbox"/>	FRONT FRAME PROTECTORS; 2 PC. - REMOVABLE, WITH LOOP BANDS	25,59
TIPPER AID			
DHA8100	<input type="checkbox"/>	TIPPER-AID, RIGHT	66,35
CANE HOLDER <b>Max. 2 adaptations per side (adaptations = anti tipper, cane holder, transit wheels)</b>			
DHA8200	<input type="checkbox"/>	CANE HOLDER, MOUNTED RIGHT	66,35
CANE HOLDER, MOUNTED RIGHT			
DHA8300	<input type="checkbox"/>	TRANSIT WHEELS 3" ONLY IN COMBINATION WITH ANTITIPPER BOTH SIDES (DHA7520)	301,45
OTHERS OPTIONS			
DHA8500	<input type="checkbox"/>	AIR PUMP - NEW	33,18
DHA8550	<input type="checkbox"/>	Trousse to outils	22,75
DHA8680	<input type="checkbox"/>	24" MOUNTAIN BIKE WHEELS WITH BAG - MOUNTAIN BIKE WHEELS AND TIRES WITH ALU GREY HANDRIMS ; QUICK RELEASE AXLES INCLUDED	646,45
DHA8700	<input type="checkbox"/>	TRAVEL BAG FOR CHAMPION	432,23
DHA8650	<input type="checkbox"/>	WHEELS BAG (22", 24", 25", 26")	65,40
DHA8750	<input type="checkbox"/>	TRAVEL BAG FOR CHAMPION WITH SK OPTION (FOLDABLE FRONT FRAME)	499,53
DHA8800	<input type="checkbox"/>	BODYPOINT CALF STRAP	104,27
DHA8850	<input type="checkbox"/>	BODYPOINT MOBILITY BAG	104,27



8550



8680



8700

FRAME TYPE AND ANGLE, DIFFERENCE BETWEEN FSTF AND RSTF, FOOTPLATE MOUNTING, SEAT DEPTH AND FRONT WHEEL SIZE	FRAME TYPE AND ANGLE, FSTF, FRAME LENGTH, SEAT DEPTH AND FRONT WHEEL SIZE
---	---

	Difference between FSTF and RSTF	FOOTPLATE SET TO THE FRONT						FOOTPLATE SET TO THE REAR						
		SD340 - SD380			SD ≥ 400			SD340 - SD380			SD ≥ 400			
		3"	4"	5"	3"	4"	5"	3"	4"	5"	3"	4"	5"	
75° Frame	0 mm									x	x		x	x
	10 mm										x			x
	20 mm										x			x
	30 mm										x			x
	40 mm											x		x
	50 mm												x	x
	60 mm													x
	70 mm													x
90° Frame	30 mm			x			x	x	x	x	x	x	x	x
	40 mm			x			x	x	x	x	x	x	x	x
	50 mm				x		x	x	x	x	x	x	x	x
	60 mm					x		x	x	x	x	x	x	x
	70 mm								x		x	x	x	x
	80 mm									x		x	x	x
	90 mm									x			x	x
	100 mm													x

	FSTF	Long frame						Short frame									
		SD340 - ST380			SD ≥ 400			SD340 - ST380			SD ≥ 400						
		3"	4"	5"	3"	4"	5"	3"	4"	5"	3"	4"	5"				
Frame 75°	540	x	x				x				x	x	x	x	x	x	
	530	x									x	x	x	x	x	x	
	520										x	x	x	x	x	x	
	510										x	x	x	x	x		
	500										x	x		x			
	490										x						
	480																
	470																
	460																
	450																
	Frame 90°	540	x	x				x				x	x	x	x	x	x
		530	x									x	x	x	x	x	x
520											x	x	x	x	x	x	
510											x	x	x	x	x		
500											x	x		x			
490											x			x			
480																	
470																	
460																	
450																	

There is no conflict if the lower leg length (LLL) is smaller than "FSTF minus 100 mm"

**MATRIX BACKRESTS WIDTH AVAILABLE RANGE**

Matrix Elite E2 / Elite E2 Deep backrest width choice (mm)							
SEAT WIDTH	360	380	410	430	460	480	510
360							
380							
400							
420							
440							
460							
480							

Matrix MX2 backrest width choice (mm)							
SEAT WIDTH	360	380	410	430	460	480	510
360							
380							
400							
420							
440							
460							
480							




Ramps			
1440530	<input type="checkbox"/>	Fiberglass Folding Mono Ramp Folded dimensions: 2000 x 230 mm 16.3 kg - maximum capacity: 300 kg	1 787,68
1654128	<input type="checkbox"/>	Basic ramp 2 telescopic parts in aluminum and non-slip coating Folded dimensions: 1210 x 194 mm 8.8 kg per pair - maximum capacity: 270 kg	402,84
1654129	<input type="checkbox"/>	Quick2go Compact 3-part aluminum telescopic ramp with non-slip coating Folded dimensions: 870 x 237 mm 13.6 kg per pair - maximum capacity: 260 kg	805,69
1654130	<input type="checkbox"/>	Aluminum Folding Mono Ramp Folded dimensions: 1824 x 714 mm 13.9 kg - maximum capacity: 300 kg	426,54



1440530



1654128



1654129



1654130